

#15,983

Brittini Turner
Hunt County Treasurer

FY 20: Monthly Report, December 2019

FILED FOR RECORD
at 11:59 o'clock 21 M

FEB 25 2020


JENNIFER LINDENZWEIG
County Clerk, Hunt County, TX
By J. Lindenzweig

The Treasurers' Monthly Report includes money received and disbursed as well as funds invested and debt due by Hunt County. The Treasurer's Books and the Auditor's General Ledger agree. The Bank Statements have been reconciled and approved by the County Auditor.


This affidavit must state the amount of cash and other assets that are in the custody of the county treasurer at the time of the examination. (LGC 114.026) **Month End Balance: \$37,938,153.45**


Therefore, Brittini Turner, County Treasurer of Hunt County, Texas, who being fully sworn, upon oath says that the within and foregoing report is true and correct to the best of her knowledge.


This report will be filed with accompanying reports this 25th day of February, 2020.

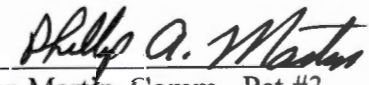

Brittini Turner, Hunt County Treasurer


Commissioners' Court having compared and examined the Treasurer's Report as presented and subject to independent auditor's review, certify the report to be correct and therefore request it be filed with the official minutes of this meeting. LGC 114.026(c)


Eric Evans, Comm., Pct #1


Bobby Stovall, Hunt County Judge


Randy Strait, Comm., Pct #2


Phillip Martin, Comm., Pct #3


Steven Harrison, Comm., Pct #4

**Hunt County Treasurer
Monthly Report
December 2019**

| Hunt County Funds | Beginning Balance | Money Received | Money Disbursed | Transfer In/Out Investment | Month End Balance |
|---------------------------------------|----------------------|---------------------|----------------------|----------------------------|----------------------|
| 10-GENERAL | 8,942,491.36 | 3,910,236.54 | -2,873,896.01 | -1,500,000.00 | 8,478,831.89 |
| 10-TeXPool Investment | 1,092,435.84 | 1,505.48 | 0.00 | 0.00 | 1,093,941.32 |
| 10-TeXStar Investment | 2,859,116.26 | 3,798.51 | 0.00 | 0.00 | 2,862,914.77 |
| 10-InWood Nat'l Bank CD | 591,417.69 | 923.58 | 0.00 | 0.00 | 592,341.27 |
| 10-InWood Nat'l Bank CD-2 | 529,474.94 | 870.37 | 0.00 | 0.00 | 530,345.31 |
| 10-Logic G.O. | 2,458,246.17 | 15,906.87 | 0.00 | 1,468,010.38 | 3,942,163.42 |
| 10-General Fund Totals: | 19,757,005.57 | 3,939,900.49 | -2,873,896.01 | -31,989.62 | 17,500,537.98 |
| 15-Exchange Bldg | 1,224,254.24 | 57,487.64 | -42,689.51 | | 1,239,052.37 |
| 20-Law Library | 7,086.14 | 3,710.00 | -2,790.41 | | 8,005.73 |
| 21-R&B #1 | 478,176.87 | 210,015.92 | -111,524.75 | -290,000.00 | 286,668.04 |
| 21-R&B #1, TexPool Invest. | 50,938.18 | 70.22 | 0.00 | 0.00 | 51,008.40 |
| 21-R&B #1, Logic | 653,249.97 | 1,340.48 | 0.00 | 290,000.00 | 944,590.45 |
| 21-R&B #1 Fund Totals: | 1,182,365.02 | 211,426.62 | -111,524.75 | 0.00 | 1,282,266.89 |
| 22-R&B #2 | 339,446.57 | 209,457.55 | -222,709.69 | -125,000.00 | 201,194.43 |
| 22-R&B #2, TexPool Invest. | 50,931.15 | 70.22 | 0.00 | 0.00 | 51,001.37 |
| 22-R&B #2, Logic | 78,287.34 | 264.04 | 0.00 | 125,000.00 | 203,551.38 |
| 22-R&B #2 Fund Totals: | 468,665.06 | 209,791.81 | -222,709.69 | 0.00 | 455,747.18 |
| 23-R&B #3 | 383,751.10 | 208,397.75 | -143,140.92 | -205,000.00 | 244,007.93 |
| 23-R&B #3, TexPool Invest | 92,185.26 | 127.06 | 0.00 | 0.00 | 92,312.32 |
| 23-R&B #3, Logic | 199,721.12 | 543.09 | 0.00 | 205,000.00 | 405,264.21 |
| 23-R&B #3 Fund Totals: | 675,657.48 | 209,067.90 | -143,140.92 | 0.00 | 741,584.46 |
| 24-R&B #4 | 292,837.48 | 217,583.52 | -455,265.63 | 95,000.00 | 150,155.37 |
| 24-R&B #4, TexPool Invest | 52,538.00 | 72.41 | 0.00 | 0.00 | 52,610.41 |
| 24-R&B #4, Logic | 431,764.23 | 684.28 | 0.00 | -95,000.00 | 337,448.51 |
| 24-R&B #4 Fund Totals: | 777,139.71 | 218,340.21 | -455,265.63 | 0.00 | 540,214.29 |
| 25-Health Private | 2,727.87 | 2,555.72 | -1,146.99 | | 4,136.60 |
| 26-State Health Services | -85,696.75 | 7,557.38 | -27,626.35 | | -105,765.72 |
| 27-Hunt County Grants | 1,110.32 | 8,106.22 | -21,326.96 | | -12,110.42 |
| 44-Road Bonds | 507.97 | 45,137.50 | -250,060.59 | 250,000.00 | 45,584.88 |
| 44-Road Bonds, Logic | 3,204,972.48 | 4,774.24 | 0.00 | -250,000.00 | 2,959,746.72 |
| 44-Road Bond Totals: | 3,205,480.45 | 49,911.74 | -250,060.59 | 0.00 | 3,005,331.60 |
| 45-Capital Improvement | 0.00 | 0.00 | 0.00 | 0.00 | 0.00 |
| 45-Capital Improvement Logic | 6,734,581.77 | 0.00 | 0.00 | 31,989.62 | 6,766,571.39 |
| 45-Capital Improvement TxPool | 3,312,334.48 | 4,564.75 | 0.00 | 0.00 | 3,316,899.23 |
| 45-Capital Improvement Totals: | 10,046,916.25 | 4,564.75 | 0.00 | 31,989.62 | 10,083,470.62 |

**Hunt County Treasurer
Monthly Report
December 2019**

| Hunt County Funds | Beginning Balance | Money Received | Money Disbursed | Transfer In/Out Investment | Month End Balance |
|-------------------------------------|----------------------|---------------------|----------------------|----------------------------|----------------------|
| 61-Right of Way Fund | 13,165.62 | 0.00 | 0.00 | | 13,165.62 |
| 61-Right of Way FundTxPool | 9,506.33 | 13.15 | 0.00 | | 9,519.48 |
| 61-Right of Way Fund Total | 22,671.95 | 13.15 | | | 22,685.10 |
| 68-JP, DDC Fee Fund | 135,933.04 | 493.53 | -311.80 | | 136,114.77 |
| 70-Voter Admin 19 | 0.00 | 0.00 | 0.00 | | 0.00 |
| 71-DC Records Management | 21,402.97 | 337.62 | 0.00 | | 21,740.59 |
| 74-Elections Special | 93,627.55 | 0.00 | 0.00 | | 93,627.55 |
| 75-CA-DWI | 14,487.67 | 109.89 | -0.53 | | 14,597.03 |
| 77-PreTrial Intervention | 46,055.01 | 816.00 | 0.00 | | 46,871.01 |
| 81-CC Rec Mgt Preservation | 769,552.18 | 19,389.65 | -693.38 | | 788,248.45 |
| 82-Courthouse Security | 81,727.72 | 3,449.86 | -1,333.85 | | 83,843.73 |
| 83-Justice Court Sec. | 59,157.71 | 245.71 | -834.26 | | 58,569.16 |
| 84-District Clerk Archive | 55,170.22 | 596.46 | 0.00 | | 55,766.68 |
| 85-Co & District Court Techn | 8,748.66 | 304.95 | 0.00 | | 9,053.61 |
| 86-County Record Preservation | 99,521.93 | 870.00 | 0.00 | | 100,391.93 |
| 87-Justice Court Technology | 35,579.20 | 991.01 | -893.75 | | 35,676.46 |
| 88-County Clerk Archive | 523,665.72 | 17,820.00 | 0.00 | | 541,485.72 |
| 89-County Record Mgt Preserve | 73,117.35 | 1,229.04 | 0.00 | | 74,346.39 |
| 91-LEOSE | 59,301.21 | 0.00 | 0.00 | | 59,301.21 |
| 95-Juv Prob. Local Funds | 440,737.66 | 337.14 | -41,053.05 | | 400,021.75 |
| 96-Juv Prob Grant Funds | 83,936.65 | 554.48 | -64,134.61 | | 20,356.52 |
| 50-Debt Service (I&S) | 394,796.57 | 89,745.86 | -2,400.00 | 0.00 | 482,142.43 |
| 50-Debt Service TexPool Inv | 150,634.19 | 207.59 | 0.00 | 0.00 | 150,841.78 |
| 50-Debt Service Fund Totals: | 545,430.76 | 89,953.45 | -2,400.00 | 0.00 | 632,984.21 |
| Total of Funds: | 30,385,620.27 | 5,055,367.67 | -4,263,833.04 | 0.00 | 37,938,153.45 |

**Hunt County Treasurer
Monthly Report
December 2019**

HUNT COUNTY DEBT

| | Mo. Beginning | Payment | Balance Due |
|----------------------------|----------------------|-------------------|----------------------|
| Reserve State Comptroller | 777,960.37 | -1,888.23 | 776,072.14 |
| Reserve St Comptroller II | 100,630.82 | -2,960.00 | 97,670.82 |
| 2015 Tax Notes | 1,875,000.00 | 0.00 | 1,875,000.00 |
| Series 2015 Refund Bonds | 0.00 | 0.00 | 0.00 |
| 2017 Road Bond Payable | 5,500,000.00 | 0.00 | 5,500,000.00 |
| Bond Premium Payable | -14,477.58 | 0.00 | -14,477.58 |
| 2017 Road Bond Prem | 289,750.00 | 0.00 | 289,750.00 |
| Liability Comp Absence | 453,583.00 | 0.00 | 453,583.00 |
| R&B 2 Equipmnt SPFC | 0.00 | 0.00 | 0.00 |
| R&B 3 Equipmnt SPFC | 97,712.33 | -7,452.28 | 90,260.05 |
| R&B 1 770G M/G BB&T | 108,742.10 | -8,241.70 | 100,500.40 |
| R&B 1 770G M/G RDO | 82,125.50 | 0.00 | 82,125.50 |
| R&B 2 M/G BCI Capital | 204,338.92 | -5,501.70 | 198,837.22 |
| R&B 4 Loaders BCI Capital | 207,382.60 | -5,583.65 | 201,798.95 |
| OPEB Pension Liability | 6,792,176.00 | 0.00 | 6,792,176.00 |
| GASB 68 Pension Liability | 1,983,824.00 | 0.00 | 1,983,824.00 |
| Def. Resource Inflow Pensn | 1,669,648.00 | 0.00 | 1,669,648.00 |
| Totals: | 20,128,396.06 | -31,627.56 | 20,096,768.50 |

Invested Funds
December 2019

| GENERAL Fund | Rate | Month Balance | |
|----------------|---------|---------------------|----------------|
| Logic | 1.8173% | 3,942,163.42 | 43.70% |
| Texpool | 1.6226% | 1,093,941.32 | 12.13% |
| Texstar | 1.5643% | 2,862,914.77 | 31.73% |
| InWood NTL CDs | 1.9000% | 592,341.27 | 6.57% |
| InWood NTL CDs | 2.0000% | 530,345.31 | 5.88% |
| TOTAL: | | 9,021,706.09 | 100.00% |

| Road & Bridge 1 | Rate | Month Balance | |
|-----------------|---------|-------------------|----------------|
| Logic | 1.8173% | 944,590.45 | 94.88% |
| Texpool | 1.6226% | 51,008.40 | 5.12% |
| TOTAL: | | 995,598.85 | 100.00% |

| Road & Bridge 2 | Rate | Month Balance | |
|-----------------|---------|-------------------|----------------|
| Logic | 1.8173% | 203,551.38 | 79.96% |
| Texpool | 1.6226% | 51,001.37 | 20.04% |
| TOTAL: | | 254,552.75 | 100.00% |

| Road & Bridge 3 | Rate | Month Balance | |
|-----------------|---------|-------------------|----------------|
| Logic | 1.8173% | 405,264.21 | 81.45% |
| Texpool | 1.6226% | 92,312.32 | 18.55% |
| TOTAL: | | 497,576.53 | 100.00% |

| Road & Bridge 4 | Rate | Month Balance | |
|-----------------|---------|-------------------|----------------|
| Logic | 1.8173% | 337,448.51 | 86.51% |
| Texpool | 1.6226% | 52,610.41 | 13.49% |
| TOTAL: | | 390,058.92 | 100.00% |

| Capital Improvement | Rate | Month Balance | |
|---------------------|---------|----------------------|----------------|
| Logic | 1.8173% | 6,766,571.39 | 67.11% |
| Texpool | 1.6226% | 3,316,899.23 | 32.89% |
| TOTAL: | | 10,083,470.62 | 100.00% |

(Also at 100% each as stated below)

| | |
|---------------------------|--------------|
| Logic: Road Bonds | 2,959,746.72 |
| TexPool: Right of Way | 9,519.48 |
| TexPool: Debt Service I&S | 150,841.78 |

Total Investments: **\$24,363,071.74**